



COLOSSUS[®]

Excellence inside

DATASHEET

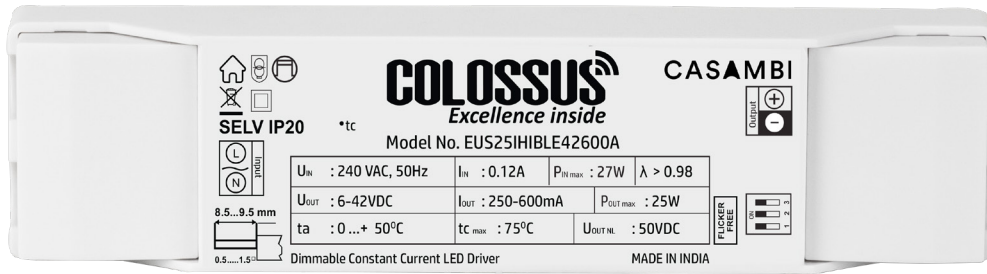
EUS25IHIBLE42600A



POWERED BY **CASAMBI**

Version: 01

www.colossusworld.com



<https://colossusworld.com/>

*Image is for viewing purpose. Technical Data not to be drawn from above image.

Approval Markings:



Product Description

- Smart Dimmable Constant Current Driver For Led Modules
- Input Voltage 240VAC
- Output Ripple Current <5% (@ Full Load) - Flicker Free
- High Efficiency >87%(@100% Load)
- Power Factor >0.98, THD<10%(@100%Load)
- For use in combination with Luminaries of Protection Class II
- Protection against Abnormal Operating Conditions Like Input Over Voltage Protection, Under Voltage Protection, Short Circuit Protection, Open Voltage Protection, Overload Protection.
- Surge Protection 4KV
- Compatible with BLE MESH
- Nominal Life Time: 50,000 hours @ $t_c \leq t_{c max}$


Functions

- Seamless Control
- Adjustable output current with Dip Switch
- Dimming Control
- Application oriented operation for maximum compatibility

Benefits

- 1-100% Deep Dimming
- Low Standby Power
- Smooth Transition over wide range & Intensity

Applications



Technical Data

Mains Voltage Supply

Rated Voltage Range	240VAC
Rated Frequency	50/60 Hz
Max. Admissible Input Voltage Range(AC)	175-265VAC
Total Harmonic Distortion (THD)	<10% (@Full Load)
Mains voltage withstanding capacity	400VAC for 8hrs (with overvoltage shutdown)

Output Data

Constant current

Output current tolerance	±5%
Max. Ripple output current(with LED Load)	<5% (@ Full Load)
Max starting Time	<1s

Interface And Dimming Operation

Dimming Interface	PWM
-------------------	-----

Power Factor

240V(@ Full Load)	>0.98
-------------------	-------

Efficiency(typ.)

Full Load	>87%
-----------	------

Protections

Open Circuit	<50VDC
Output Short Circuit Operation	YES
Input Over Voltage Cutoff	320VAC ±10%
Input Under Voltage Cutoff	80VAC ±10%

Connection Terminals

	For Solid Or Stranded Wire
Type	Push Terminal
Wire Cross Section	0.5mm ² - 1.5mm ²
Wire Stripping Length	8.5mm - 9.5mm

Wire Lengths

Max. Wire Length To Led Module	<1m
--------------------------------	-----

Protection

Surge	4kV
High Voltage	400V

Temperatures (Operation)

Model No.	Ambient(ta)	Case (tc)
EUS25IHIBLE42600A	0°C... +50°C	Max + 75°C

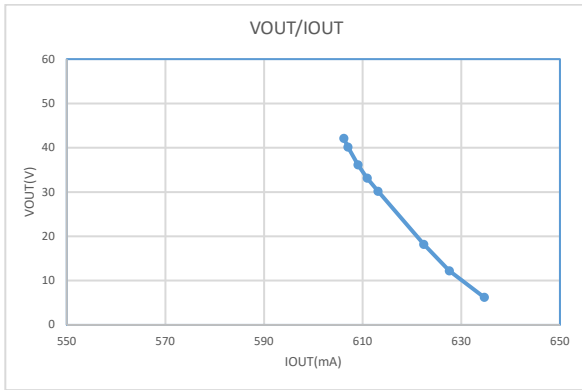
Product Specifications

Model No.	Input Current (max)	Input Power (max)	THD	Power Factor	Efficiency	Output Current	Output Voltage	Output Power (max)
EUS25IHIBLE42600A	120mA	27W	<10%	>0.98	>87%	250-600mA	6-42V	25W

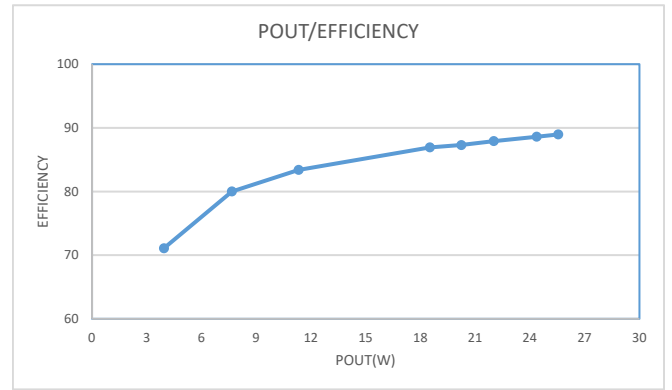
All specifications with 240 VAC are nominal operation and 100% load.

Graphs

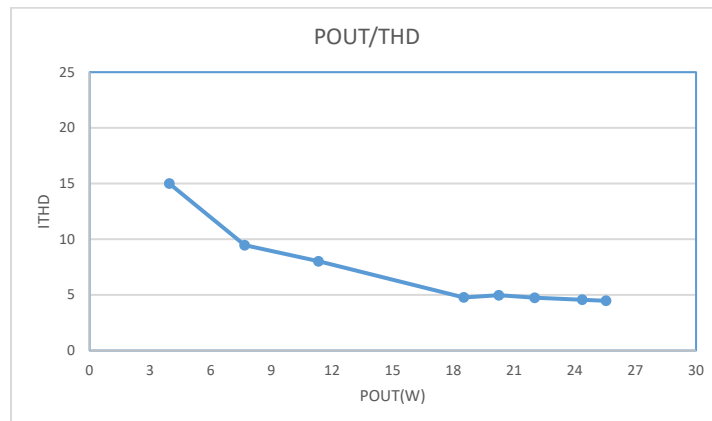
Operating Window



Efficiency Vs Output Power



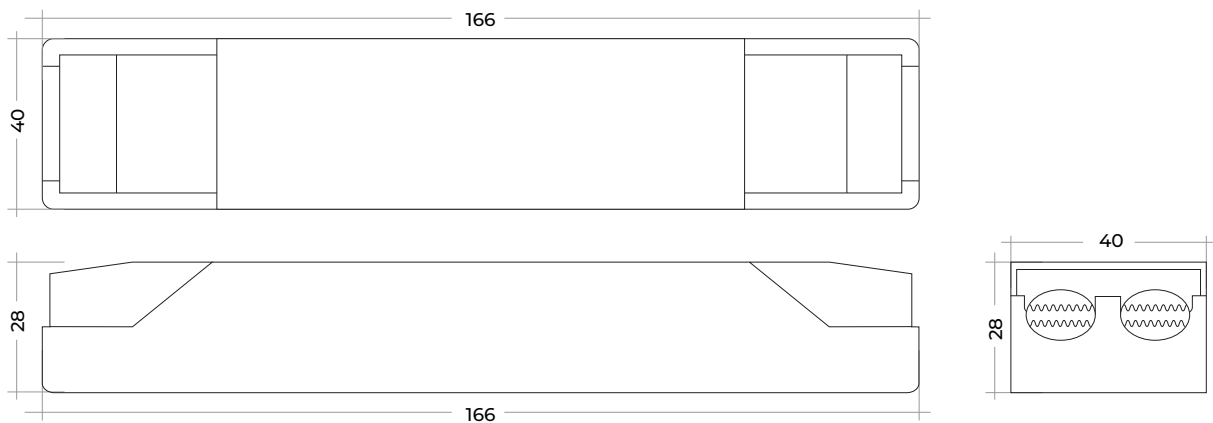
THD Vs Output Power



Housing Properties

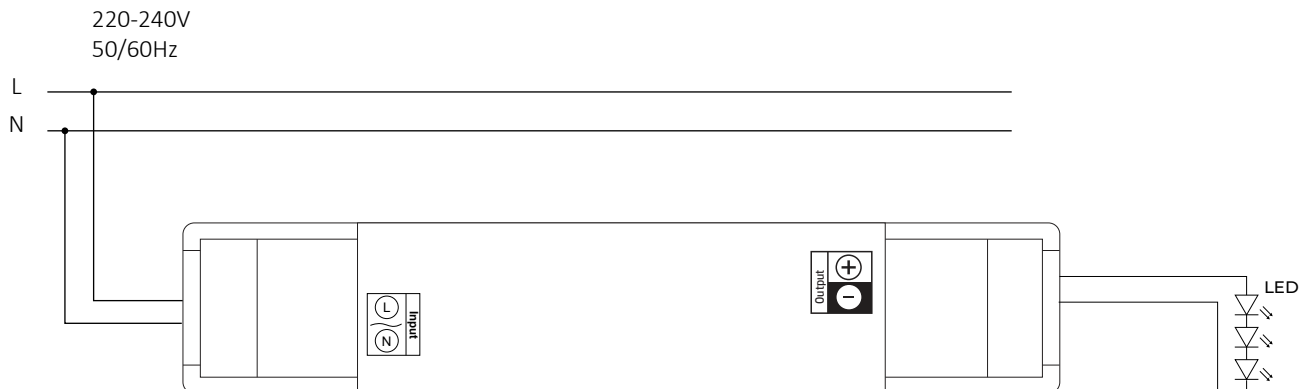
Degree of protection	IP20
Casing	Polycarbonate, White

Housing Dimensions

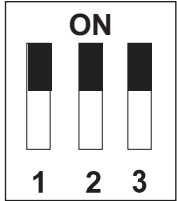


Dimensions (LxWxH)	166X40X28 mm
Tolerance	± 1mm
Weight	132 gm

Wiring Diagrams



Switch Configuration



DS Output Current Settings

S/W1	S/W2	S/W3	DRIVE CURRENT (mA)
OFF	OFF	OFF	250
ON	OFF	OFF	300
OFF	ON	OFF	350
ON	ON	OFF	400
OFF	OFF	ON	450
ON	OFF	ON	500
OFF	ON	ON	550
ON	ON	ON	600

SW 1	SW 2	SW 3	Input Voltage (V)	Input Current (mA)	Input Power (P)	THD	Power Factor	Efficiency	Output Current (mA)	Output Voltage (V)	Output Power (P)
OFF	OFF	OFF	240	52.08	11.74	9.97	0.93	84.27	246.72	42.1	9.90
ON	OFF	OFF	240	61.22	13.98	7.97	0.94	85.34	297.36	42.1	11.93
OFF	ON	OFF	240	70.01	16.16	6.62	0.95	86.46	347.81	42.2	13.95
ON	ON	OFF	240	82.55	19.39	4.69	0.97	87.69	403.70	42.3	17.00
OFF	OFF	ON	240	86.93	20.42	5.70	0.97	87.91	447.25	42.4	17.95
ON	OFF	ON	240	95.91	22.59	5.63	0.98	88.58	496.94	42.5	19.95
OFF	ON	ON	240	104.33	24.75	6.12	0.98	88.46	545.40	42.5	21.90
ON	ON	ON	240	113.25	26.97	6.20	0.99	88.67	595.55	42.6	23.91

*Only for reference with respect to DIP Switch.

Expected Lifetime

Lifetime	50,000 hours
Warranty	5 years

Logistics Data

Model No.	EUS25IHIBLE42600A
Weight (gm)	103 gm