

# COLOSSUS<sup>®</sup>

*Excellence inside*



## Smart LED Drivers Technology



**plexilent**  
simplifying life



**CASAMBI**

[colossusworld.com](http://colossusworld.com)



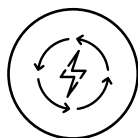
## ABOUT COLOSSUS

### **Colossus Drivers: Powering the Future of LED Technology**

Colossus is a technology-led Indian brand focused on designing and manufacturing high-performance LED drivers built for reliability, efficiency, and seamless integration. With our dedicated manufacturing facility, we are strengthening India's role in global electronics and advancing the 'Make in India' initiative through local, energy-efficient production.

Our portfolio includes Smart and Standard Drivers tailored for modern lighting systems. Smart Drivers—offered in both Isolated and Non-Isolated formats—connect with mobile apps and smart home platforms, and include built-in Surge and High Voltage Protection. Standard Drivers are optimized for long-term efficiency and dependable performance.

Colossus represents a shift towards smarter, future-ready lighting infrastructure—driven by innovation, backed by quality, and engineered to last.




High  
Efficiency



Flicker  
Free



Global  
Compatibility



Longevity  
& Reliability

#### AREAS OF APPLICATIONS



Home



Office



App Control



DALI-2



Zigbee



Bluetooth Mesh



Google Assistant



Amazon Alexa



Tunable White



Dimming

#### FEATURES

# Certified For Quality. Approved For Performance.

**All Colossus Drivers comply with industry standards and are certified for quality, safety, and performance.**

**CERTIFICATE OF COMPLIANCE**  
(As Per CE Directive Compliance)

Product Name	Model Name	Serial Number
PLANT ELECTRO LADA	PLANT ELECTRO LADA	PLANT ELECTRO LADA

**Authorized Signature**

**Plant Electro Labs**  
A Product Under Testing and Research Facility  
4100 S. 4th Street, Suite 100, Dallas, TX 75201

AN ISO 9001:2015, ISO 14001:2015, ISO 45001:2018, ISO 27001:2017, government approved, international testing and research facility

**CERTIFICATE OF COMPLIANCE**  
(As Per CE Directive Compliance)

Product Name	Model Name	Serial Number
PLANT ELECTRO LADA	PLANT ELECTRO LADA	PLANT ELECTRO LADA

**Authorized Signature**

**Plant Electro Labs**  
A Product Under Testing and Research Facility  
4100 S. 4th Street, Suite 100, Dallas, TX 75201

AN ISO 9001:2015, ISO 14001:2015, ISO 45001:2018, ISO 27001:2017, government approved, international testing and research facility

**DECLARATION OF CONFORMITY**  
(As Per UK CA Directive Compliance)

Product Name	Model Name	Serial Number
PLANT ELECTRO LADA	PLANT ELECTRO LADA	PLANT ELECTRO LADA

**Authorized Signature**

**Plant Electro Labs**  
A Product Under Testing and Research Facility  
4100 S. 4th Street, Suite 100, Dallas, TX 75201

AN ISO 9001:2015, ISO 14001:2015, ISO 45001:2018, ISO 27001:2017, government approved, international testing and research facility

**DECLARATION OF CONFORMITY**  
(As Per EU Directive Compliance)

Product Name	Model Name	Serial Number
PLANT ELECTRO LADA	PLANT ELECTRO LADA	PLANT ELECTRO LADA

**Authorized Signature**

**Plant Electro Labs**  
A Product Under Testing and Research Facility  
4100 S. 4th Street, Suite 100, Dallas, TX 75201

AN ISO 9001:2015, ISO 14001:2015, ISO 45001:2018, ISO 27001:2017, government approved, international testing and research facility

**CERTIFICATE OF COMPLIANCE**  
(As Per CE Directive Compliance)

Product Name	Model Name	Serial Number
PLANT ELECTRO LADA	PLANT ELECTRO LADA	PLANT ELECTRO LADA

**Authorized Signature**

**Plant Electro Labs**  
A Product Under Testing and Research Facility  
4100 S. 4th Street, Suite 100, Dallas, TX 75201

AN ISO 9001:2015, ISO 14001:2015, ISO 45001:2018, ISO 27001:2017, government approved, international testing and research facility

**RoHS CERTIFICATE OF COMPLIANCE**

Product Name	Model Name	Serial Number
PLANT ELECTRO LADA	PLANT ELECTRO LADA	PLANT ELECTRO LADA

**Authorized Signature**

**Plant Electro Labs**  
A Product Under Testing and Research Facility  
4100 S. 4th Street, Suite 100, Dallas, TX 75201

AN ISO 9001:2015, ISO 14001:2015, ISO 45001:2018, ISO 27001:2017, government approved, international testing and research facility

**RoHS CERTIFICATE OF COMPLIANCE**

Product Name	Model Name	Serial Number
PLANT ELECTRO LADA	PLANT ELECTRO LADA	PLANT ELECTRO LADA

**Authorized Signature**

**Plant Electro Labs**  
A Product Under Testing and Research Facility  
4100 S. 4th Street, Suite 100, Dallas, TX 75201

AN ISO 9001:2015, ISO 14001:2015, ISO 45001:2018, ISO 27001:2017, government approved, international testing and research facility

**CERTIFICATE OF COMPLIANCE**  
(As Per CE Directive Compliance)

Product Name	Model Name	Serial Number
PLANT ELECTRO LADA	PLANT ELECTRO LADA	PLANT ELECTRO LADA

**Authorized Signature**

**Plant Electro Labs**  
A Product Under Testing and Research Facility  
4100 S. 4th Street, Suite 100, Dallas, TX 75201

AN ISO 9001:2015, ISO 14001:2015, ISO 45001:2018, ISO 27001:2017, government approved, international testing and research facility

**CERTIFICATE OF COMPLIANCE**  
(As Per CE Directive Compliance)

Product Name	Model Name	Serial Number
PLANT ELECTRO LADA	PLANT ELECTRO LADA	PLANT ELECTRO LADA

**Authorized Signature**

**Plant Electro Labs**  
A Product Under Testing and Research Facility  
4100 S. 4th Street, Suite 100, Dallas, TX 75201

AN ISO 9001:2015, ISO 14001:2015, ISO 45001:2018, ISO 27001:2017, government approved, international testing and research facility

**CERTIFICATE OF COMPLIANCE**  
(As Per CE Directive Compliance)

Product Name	Model Name	Serial Number
PLANT ELECTRO LADA	PLANT ELECTRO LADA	PLANT ELECTRO LADA

**Authorized Signature**

**Plant Electro Labs**  
A Product Under Testing and Research Facility  
4100 S. 4th Street, Suite 100, Dallas, TX 75201

AN ISO 9001:2015, ISO 14001:2015, ISO 45001:2018, ISO 27001:2017, government approved, international testing and research facility



# WIRELESS SMART DRIVERS



**plexilent**  
simplifying life



**CASAMBI**

## 01.1 BLE MESH & ZIGBEE ADJUSTABLE CURRENT DRIVERS

**WARRANTY:**  
**> 5 YEARS**  
**FLICKER FREE**




### ■ Functions

- Smart Dimmable Constant Current Driver For LED Modules
- Compatible with BLE, BLE MESH & ZIGBEE
- Adjustable output current with Dip Switch
- Smooth Transition over wide range of CCT & Intensity
- 1-100% Deep Dimming
- High efficiency upto >88%(@100% Load)
- Surge Protection upto 4KV
- Low Ripple Current (<5%)

Model No.	Watt Pout	O/P Voltage Vout (V)	O/P Current Iout (mA)	Efficiency (%)	Power Factor	Surge Protection (kV)	Burst Protection (kV)	Nominal Lifetime	Dimensions
EUS12IHIBLECCT42300A	12	6-42	150-300	>84	>0.98	3	2	50000H	130*30*20mm
EUS12IHIBLECCT42300A (Only Dimming)	12	6-42	150-300	>84	>0.98	3	2	50000H	130*30*20mm
EUS25IHIBLECCT42600A	25	6-42	250-600	>87	>0.98	4	2	50000H	146*36*25mm
EUS25IHIBLECCT42600A (Only Dimming)	25	6-42	250-600	>87	>0.98	4	2	50000H	146*36*25mm
EUS36IHIBLECCT421050A	36	6-42	700-1050	>86	>0.98	4	2	50000H	166*40*28mm
EUS36IHIBLECCT421050A (Only Dimming)	36	6-42	700-1050	>86	>0.98	4	2	50000H	166*40*28mm
EUS42IHIBLECCT501050A	42	9-50	700-1050	>85	>0.98	4	2	50000H	190*42*28mm
EUS42IHIBLECCT501050A (Only Dimming)	42	9-50	700-1050	>85	>0.98	4	2	50000H	190*42*28mm

# 01.1 **BLE MESH & ZIGBEE** ADJUSTABLE CURRENT DRIVERS

**WARRANTY:**  
**> 2 YEARS**




## ■ Functions

- Smart Dimmable Constant Current Driver For LED Modules
- Compatible with BLE, BLE MESH & ZIGBEE
- Adjustable output current with Dip Switch.
- Smooth Transition over wide range of CCT & Intensity
- 1-100% Deep Dimming
- High efficiency >88%(@100% Load)
- Surge Protection 4KV

Model No.	Watt P <sub>OUT</sub>	O/P Voltage V <sub>OUT</sub> (V)	O/P Current I <sub>OUT</sub> (mA)	Efficiency (%)	Power Factor	Surge Protection (KV)	Warranty (Years)	Dimensions
VS24IHIBLE40600A (Only Dimming)	12-24	27-40	300-600	>88	>0.98	4	2	150*40*28.5mm
VS24IHIBLECCT40600A	12-24	27-40	300-600	>88	>0.98	4	2	150*40*28.5mm
VS40IHIBLE401000A (Only Dimming)	28-40	27-40	700-1000	>88	>0.98	4	2	150*40*28.5mm
VS40IHIBLECCT401000A	28-40	27-40	700-1000	>88	>0.98	4	2	150*40*28.5mm

# 01.2 **BLE MESH & ZIGBEE** FIXED CURRENT DRIVERS

**WARRANTY:**  
**> 2 YEARS**



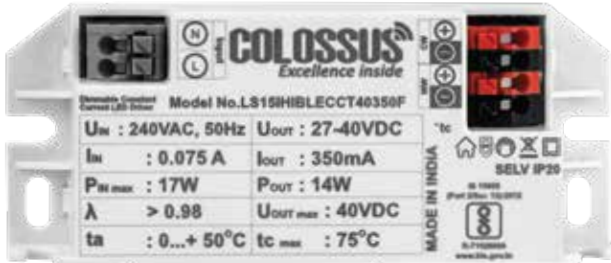
## ■ Functions

- Ultra Slim Smart Dimmable Constant Current Driver For LED Modules
- Compatible with BLE, BLE MESH & ZIGBEE
- Smooth Transition over wide range of CCT & Intensity
- 1-100% Deep Dimming
- High efficiency Upto 85%(@100% Load)
- Surge Protection Upto 2.5KV

Model No.	Watt P <sub>OUT</sub>	O/P Voltage V <sub>OUT</sub> (V)	O/P Current I <sub>OUT</sub> (mA)	Efficiency (%)	Power Factor	Surge Protection (KV)	Warranty (Years)	Dimensions
US06ISIBLECCT38150F	6	34-38	150	>72	>0.50	2.5	2	108x21x21mm
US08ISIBLECCT38200F	8	34-38	200	>78	>0.50	2.5	2	108x21x21mm

# 01.2 BLE MESH & ZIGBEE FIXED CURRENT DRIVERS

**WARRANTY:**  
**> 2 YEARS**



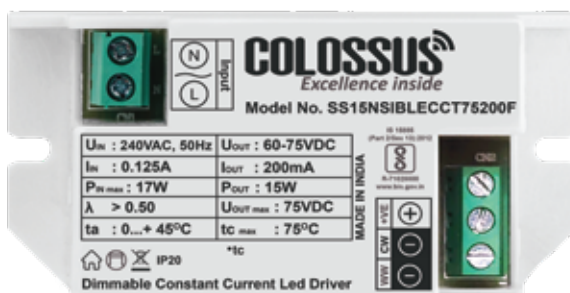
## ■ Functions

- Smart Dimmable Constant Current Driver For LED Modules
- Compatible with BLE, BLE MESH & ZIGBEE
- Smooth Transition over wide range of CCT & Intensity
- 1-100% Deep Dimming
- High efficiency Upto 88%(@100% Load)
- Surge Protection Upto 4KV

Model No.	Watt P <sub>OUT</sub>	O/P Voltage V <sub>OUT</sub> (V)	O/P Current I <sub>OUT</sub> (mA)	Efficiency (%)	Power Factor	Surge Protection (KV)	Warranty (Years)	Dimensions
LS08IHIBLECCT40200F	8	27-40	200	>85	>0.98	4	2	97.5*40*28mm
LS10IHIBLECCT40250F	10	27-40	250	>88	>0.98	4	2	97.5*40*28mm
LS12IHIBLECCT40300F	12	27-40	300	>88	>0.98	4	2	97.5*40*28mm
LS15IHIBLECCT40350F	14	27-40	350	>88	>0.98	4	2	97.5*40*28mm
LS15ISIBLECCT40350F	13	36	350	>82	>0.50	2.5	2	97.5*40*28mm

# 01.2 BLE MESH & ZIGBEE FIXED CURRENT DRIVERS

**WARRANTY:**  
**> 2 YEARS**



## ■ Functions

- Smart Dimmable Constant Current Driver For LED Modules
- Compatible with BLE, BLE MESH & ZIGBEE
- Smooth Transition over wide range of CCT & Intensity
- 1-100% Deep Dimming
- High efficiency >88%(@100% Load)
- Surge Protection upto 4KV

Model No.	Watt P <sub>OUT</sub>	O/P Voltage V <sub>OUT</sub> (V)	O/P Current I <sub>OUT</sub> (mA)	Efficiency (%)	Power Factor	Surge Protection (KV)	Warranty (Years)	Dimensions
SS15NSIBLECCT75200F	12-15	60-75	200	>87	>0.50	2.5	2	79*38*26.5mm
SS15NHIBLECCT75200F	12-15	60-75	200	>88	>0.98	4	2	79*38*26.5mm
SS15NSIBLECCT50300F	9-15	30-50	300	>87	>0.50	2.5	2	79*38*26.5mm
SS15NHIBLECCT50300F	9-15	30-50	300	>87	>0.98	4	2	79*38*26.5mm

# 01.2 BLE MESH & ZIGBEE FIXED CURRENT DRIVERS

**WARRANTY:**  
**> 2 YEARS**



## ■ Functions

- Smart Dimmable Constant Current Driver For LED Modules
- Compatible with BLE, BLE MESH & ZIGBEE
- Smooth Transition over wide range of CCT & Intensity
- 1-100% Deep Dimming
- High efficiency >90%(@100% Load)
- Surge Protection Upto 4KV

Model No.	Watt P <sub>OUT</sub>	O/P Voltage V <sub>OUT</sub> (V)	O/P Current I <sub>OUT</sub> (mA)	Efficiency (%)	Power Factor	Surge Protection (KV)	Warranty (Years)	Dimensions
VS36NHIBLE80450F (Only Dimming)	30-36	66-80	450	>90	>0.98	4	2	182*31*25mm
VS36NHIBLECT80450F	30-36	66-80	450	>90	>0.98	4	2	182*31*25mm

# 48V MAGNETIC DRIVER



# 01.3 BLE MESH 48V DC-DC MAGNETIC DRIVER

**UPCOMING**

**WARRANTY:**  
**> 3 YEARS**



## ■ Functions

- BLE Smart 48V DC-DC convertor
- Smooth Dimming, CCT and On/Off control
- High reliability with a nominal lifetime of 30,000 hours
- Adjustable Output Current via DIP switch
- Deep Dimming 1%-100%

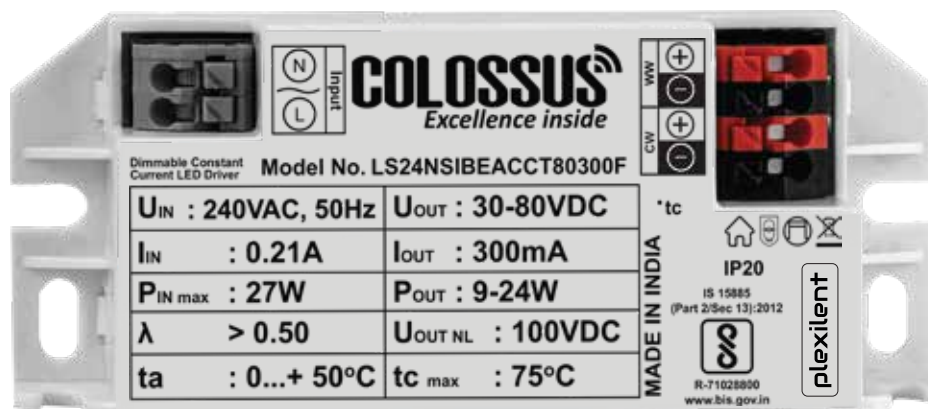
Model No.	Watt P <sub>OUT</sub>	O/P Voltage V <sub>OUT</sub> (V)	O/P Current I <sub>OUT</sub> (A)	Efficiency (%)	Power Factor	Surge Protection (KV)	Warranty (Years)	Dimensions (Built-in)
OD15NIBLE42350F	6/8/10/12/15	10-42	150/200/250/300/350	90	NA	NA	3	65*14.5*10mm
OD15NIBLECT42350F				90	NA	NA	3	65*14.5*10mm
OD30NIBLE42700A	17/21/25/30	10-42	400/500/600/700	NA	NA	NA	5	115*14.5*10mm
OD30NIBLECT42700A				NA	NA	NA	5	115*14.5*10mm
OD42NIBLE421000A	30/34/38/42	10-42	700/800/900/1000	NA	NA	NA	5	125*13.5*10mm
OD42NIBLECT421000A				NA	NA	NA	5	125*13.5*10mm

# SMART BEACON



## 01.4 **BEACON** FIXED CURRENT DRIVERS

**WARRANTY:**  
**> 1 YEAR**



### ■ Functions

- Smart Dimmable Constant Current Driver For LED Modules
- Compatible with BLE Beacon.
- Smooth Transition over wide range of CCT & Intensity
- 1-100% Deep Dimming
- High efficiency >90%(@100% Load)
- Surge Protection 2.5KV

Model No.	Watt $P_{OUT}$	O/P Voltage $V_{OUT}$ (V)	O/P Current $I_{OUT}$ (mA)	Efficiency (%)	Power Factor	Surge Protection (KV)	Warranty (Years)	Dimensions
LS24NSIBEACCT80300F	8-24	30-80	300	>90	>0.50	2.5	1	97.5*40*28mm



# WIRELESS SMART SMPS



## 01.5 BLE MESH SMART SMPS

**WARRANTY:**  
**> 2 YEARS**



### ■ Functions

- Constant voltage driver for LED modules
- Compatible upto 5 Channel Control (RGB-CW-WW)
- High efficiency upto >90%(@100% Load)
- For use in combination with luminaries of protection class II.
- Surge Protection Upto 4KV

Model No.	Watt P <sub>OUT</sub>	O/P Voltage V <sub>OUT</sub> (V)	O/P Current I <sub>OUT</sub> (mA)	Efficiency (%)	Power Factor	Surge Protection (KV)	Warranty (Years)	Dimensions
VS60ISIBL5CH125000F	60	12	5000	>84	>0.50	4	2	212*42*31mm
VS60ISIBL5CH242500F	60	24	2500	>90	>0.50	4	2	212*42*31mm

## 01.5 BLE MESH SMART SMPS

**UPCOMING**


**WARRANTY:**  
**> 2 YEARS**



### ■ Functions

- Constant voltage driver for LED modules
- Compatible upto 5 Channel Control
- High efficiency >85%(@100% Load)
- For use in combination with luminaries of protection class II.
- Surge Protection Upto 4KV

Model No.	Watt P <sub>OUT</sub>	O/P Voltage V <sub>OUT</sub> (V)	O/P Current I <sub>OUT</sub> (mA)	Efficiency (%)	Power Factor	Surge Protection (KV)	Warranty (Years)	Dimensions
US60IHIBL5CH125000F	60	12	5000	>85	>0.95	4	2	230*42*28mm
US100IHIBL5CH128300F	100	12	8300	>85	>0.95	4	2	285*40*31mm
US150IHIBL5CH1212500F	150	12	12500	>85	>0.95	4	2	340*40*31mm
US60IHIBL5CH242500F	60	24	2500	>85	>0.95	4	2	230*42*28mm
US100IHIBL5CH244200F	100	24	4200	>85	>0.95	4	2	285*40*31mm
US150IHIBL5CH246200F	150	24	6200	>85	>0.95	4	2	340*40*31mm



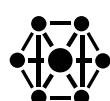
# COLOSSUS<sup>®</sup>

*Excellence inside*

**Explore Partnership Opportunities With Us!**

For **Dealership And Distribution** Inquiries,  
Please Reach Us At: **[connect@colossusworld.com](mailto:connect@colossusworld.com)**

भारत  **MADE**  
में  **IN**  
निर्मित  **INDIA**



**plexilent**  
simplifying life



**CASAMBI**

Head Office: #809/810, 8<sup>th</sup> Floor, Tower-B,  
Lodha Business District, Kolshet Road, Thane West - 400607  
Call: +91-8291898747 / +91-7738087471

