



# COLOSSUS<sup>TM</sup>

*Excellence inside*

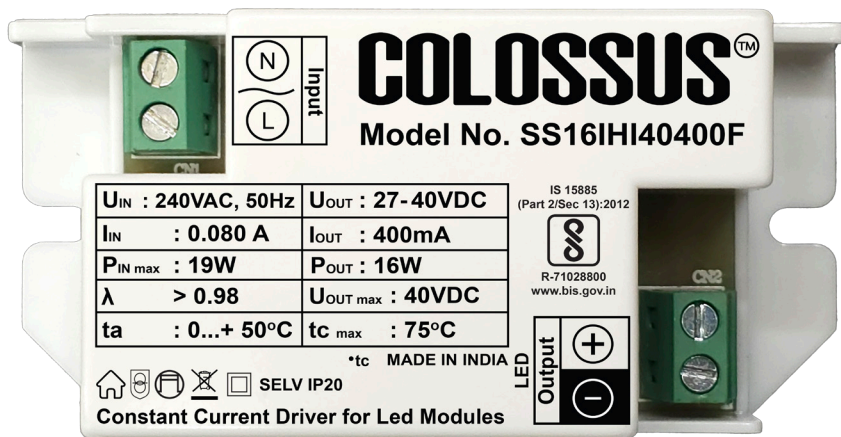
**DATASHEET**

---


**SS16IHI40400F**



Version: 01



WEBSITE



<https://colossusworld.com/>

*\*Image is for viewing purpose. Technical Data not to be drawn from above image.*

### Approval Markings:



### Product Description

- Constant current driver for led modules
- Input voltage 240VAC
- High efficiency >88%(@100% Load)
- Power factor >0.98, THD<10%(@100%Load)
- For use in combination with luminaries of protection class II.
- Protection against Abnormal Operating Conditions Like Input Over Voltage Protection, Under Voltage Protection, Short Circuit Protection, Open Voltage Protection, Overload Protection.
- Surge protection 4KV
- Nominal Life Time: 30,000 hours @  $t_c \leq t_{c_{max}}$

### Functions

- Application oriented operation for maximum compatibility

### Applications



Office



Shops



House

### Technical Data

#### Mains Voltage Supply

Rated Voltage Range	240VAC
Rated Frequency	50/60 Hz
Max. Admissible Input Voltage Range(AC)	175-265VAC
Total Harmonic Distortion (THD)	<10% (@Full Load)
Mains Voltage Withstanding Capacity	400VAC for 2hrs (with overvoltage shutdown)

#### Output Data

##### Constant current

Output Current Tolerance	±5%
Max Starting Time	<1s

#### Interface And Dimming Operation

Dimming Interface	None
-------------------	------

#### Power Factor

240V(@ Full Load)	>0.98
-------------------	-------

#### Efficiency(typ.)

Full Load	>88%
-----------	------

#### Protections

Open Circuit	<50VDC
Output Short Circuit Operation	YES
Input Over Voltage Cutoff	300VAC ±10%
Input Under Voltage Cutoff	100VAC ±10%

#### Connection Wires

Type	Terminal Block
Wire Cross Section	0.5mm <sup>2</sup> - 1.5mm <sup>2</sup>
Wire Stripping Length	8.5-9.5mm

#### Wire Lengths

Max. Wire Length To Led Module	<1m
--------------------------------	-----

### Protection

Surge	4kV
High Voltage	400V

### Temperatures (Operation)

Model No.	Ambient(ta)	Case (tc)
SS16IHI40400F	0°C... +50°C	Max + 75°C

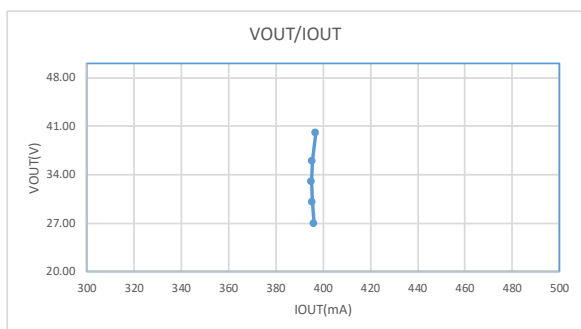
### Product Specifications

Model No.	Input Current (max)	Input Power (max)	THD	Power Factor	Efficiency	Output Current	Output Voltage	Output Power (max)
SS16IHI40400F	80mA	19W	<10%	>0.98	>88%	400mA	27-40V	16W

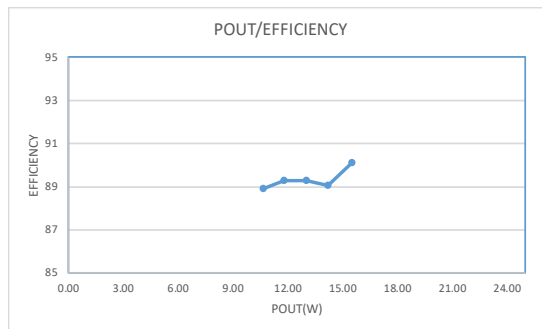
All specifications with 240 VAC are nominal operation and 100% load.

### Graphs

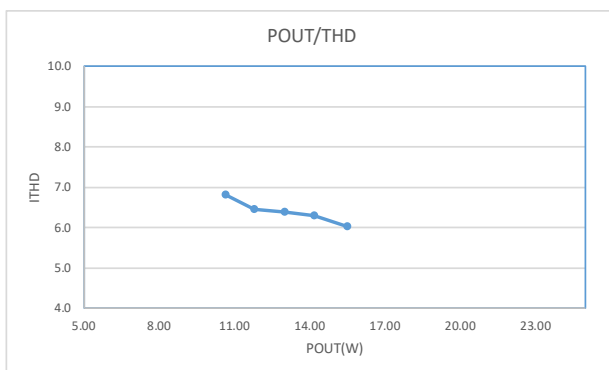
Operating Window



Efficiency Vs Output Power



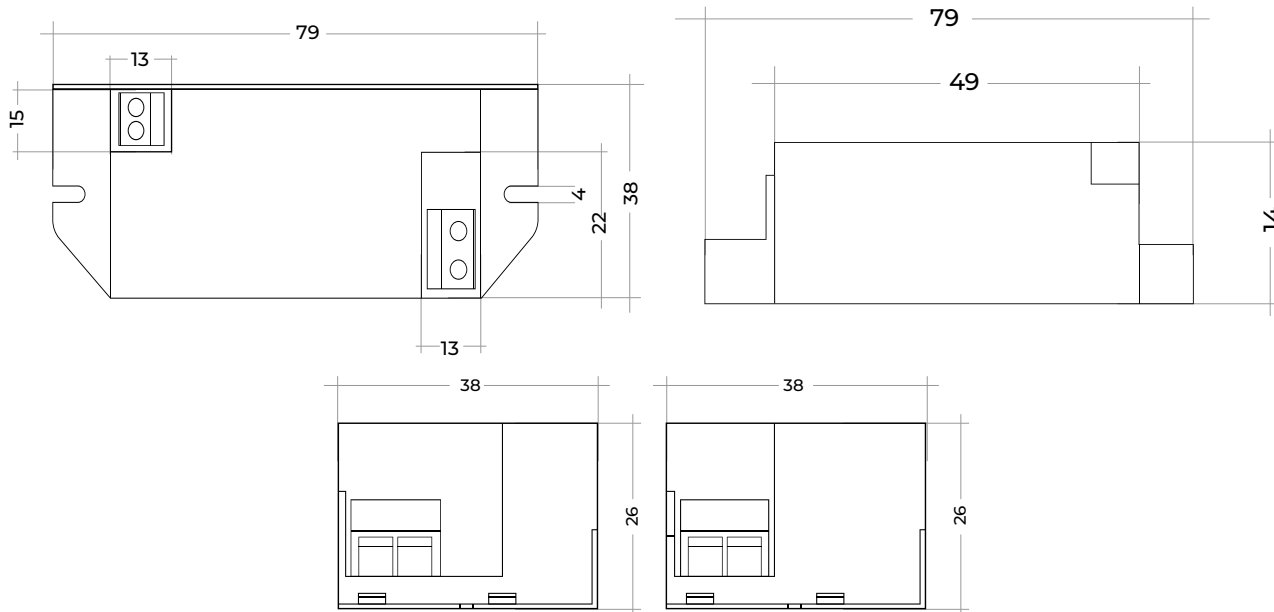
THD Vs Output Power



### Housing Properties

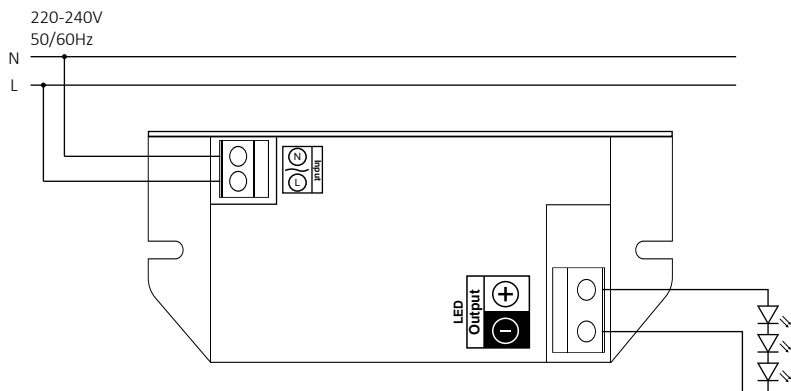
Degree of protection	IP20
Casing	Polycarbonate, White

### Housing Dimensions



Dimensions	79x38x26mm
Tolerance	± 1mm
Weight	50 gm

### Wiring Diagrams



### Expected Lifetime

Lifetime	30,000 hours
Warranty	2 years

### Logistics Data

Model No.	SS16IHI40400F
Weight (gm)	50 gm