



COLOSSUSTM

Excellence inside

DATASHEET

LS15IHIBLECCT40350F

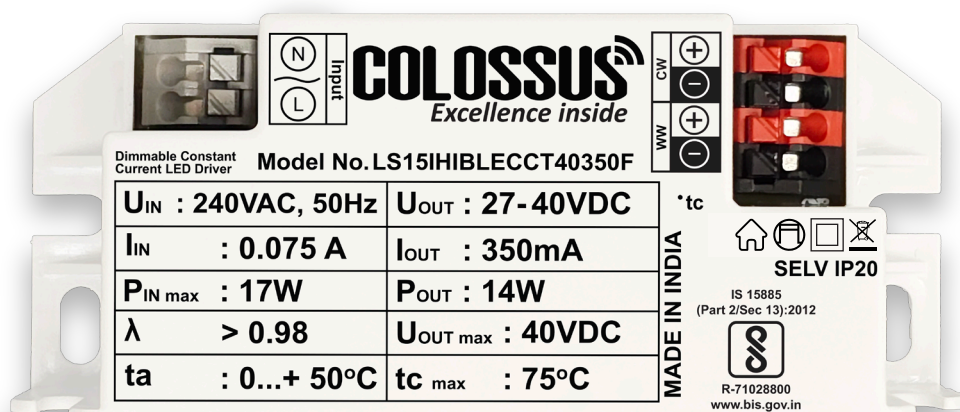


POWERED BY  **plexilent**
simplifying life




Version: 01

www.colossusworld.com



WEBSITE



<https://colossusworld.com/>

*Image is for viewing purpose. Technical Data not to be drawn from above image.

Approval Markings:



Product Description

- Smart Dimmable Constant Current Driver For Led Modules
- Input Voltage 240VAC
- High Efficiency >88%(@100% Load)
- Power Factor >0.98, THD<10%(@100%Load)
- For use in combination with Luminaries of Protection Class II
- Protection against Abnormal Operating Conditions Like Open Voltage Protection.
- Surge Protection 4KV
- Compatible with BLE, BLE MESH & ZIGBEE Module
- Nominal Life Time: 30,000 hours @ $t_c \leq t_{cmax}$


Functions

- Seamless Control
- CCT & Dimming Control
- Application oriented operation for maximum compatibility

Benefits

- 1-100% Deep Dimming
- Low Standby Power
- Smooth Transition over wide range of CCT & Intensity

Applications



Technical Data

Mains Voltage Supply

Rated Voltage Range	240VAC
Rated Frequency	50/60 Hz
Max. Admissible Input Voltage Range(AC)	175-265VAC
Total Harmonic Distortion (THD)	<10% (@Full Load)
Mains Voltage Withstanding Capacity	350VAC for 2hrs

Output Data

Constant current

Output Current Tolerance	±5%
Max. Ripple Output Current(With Led Load)	<30%
Max Starting Time	<1s

Interface And Dimming Operation

Dimming Interface	PWM
-------------------	-----

Power Factor

240V(@ Full Load)	>0.98
-------------------	-------

Efficiency(typ.)

Full Load	>88%
-----------	------

Protections

Open Circuit	<55VDC
Output Short Circuit Operation	N.A
Input Over Voltage Cutoff	N.A
Input Under Voltage Cutoff	N.A

Connection Terminals

	For solid Or stranded wire
Type	Push Terminal
Wire Cross Section	0.5mm ² - 1.5mm ²
Wire Stripping Length	8.5mm - 9.5mm

Wire Lengths

Max. Wire Length To Led Module	<1m
--------------------------------	-----

Protection

Surge	4kV
High Voltage	350V

Temperatures (Operation)

Model No.	Ambient(ta)	Case (tc)
LS15IHIBLECCT40350F	0°C... +50°C	Max + 75°C

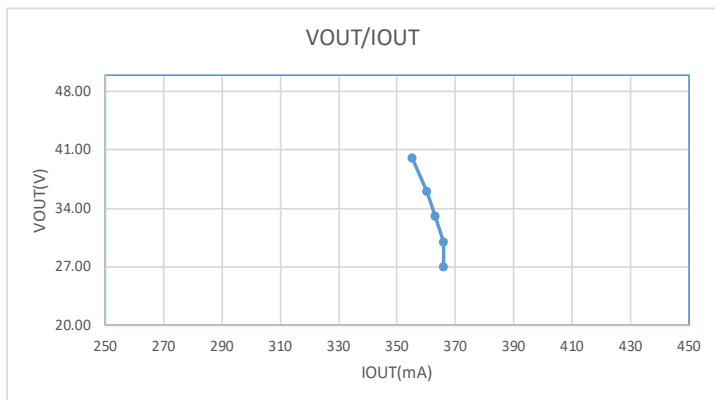
Product Specifications

Model No.	Input Current (max)	Input Power (max)	THD	Power Factor	Efficiency	Output Current	Output Voltage	Output Power (max)
LS15IHIBLECCT40350F	75mA	17W	<10%	>0.98	>88%	350mA	27-40V	14W

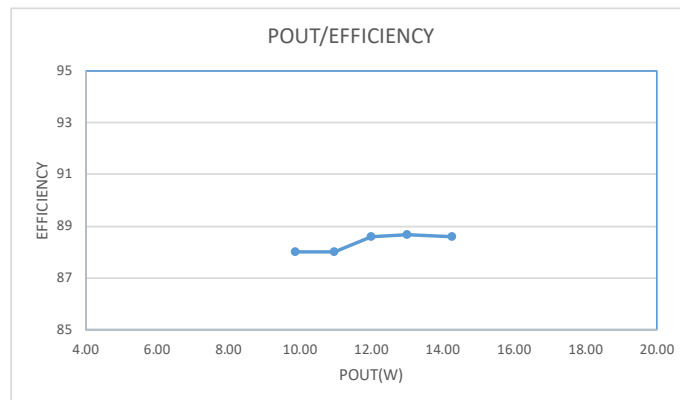
All specifications with 240 VAC are nominal operation and 100% load.

Graphs

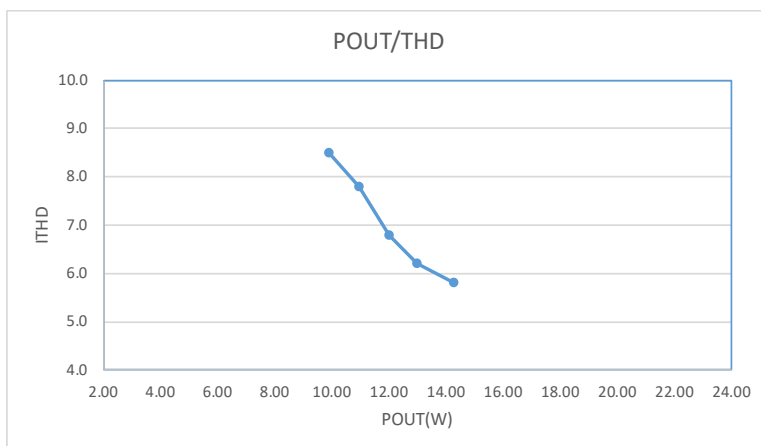
Operating Window



Efficiency Vs Output Power



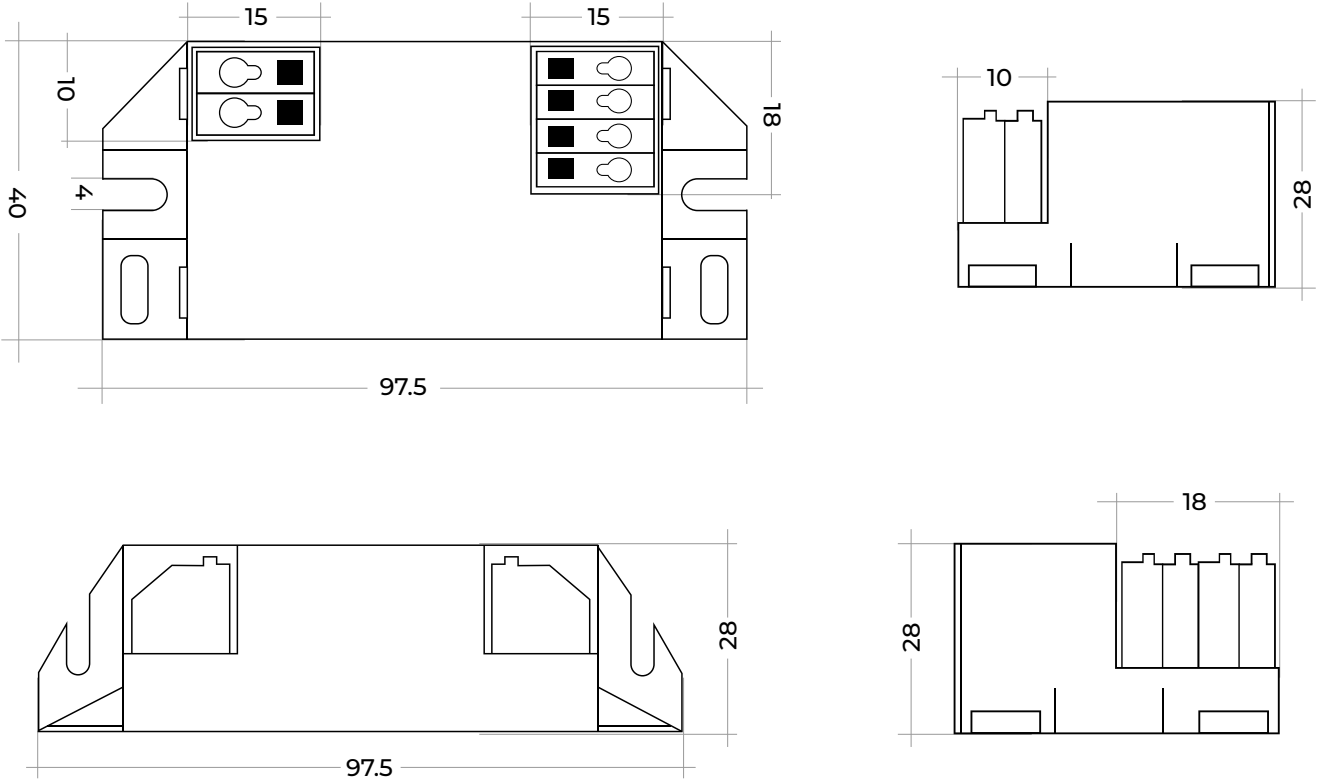
THD Vs Output Power



Housing Properties

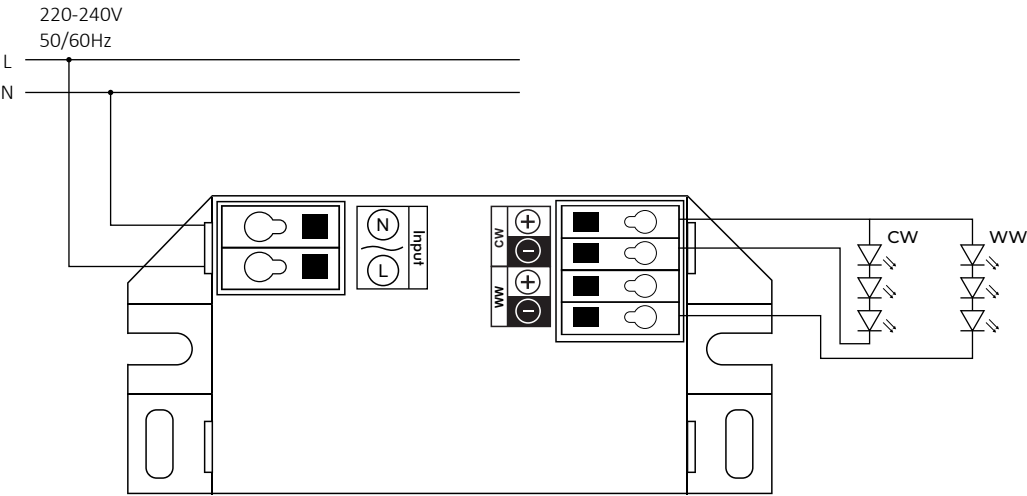
Degree of protection	IP20
Casing	Polycarbonate, White

Housing Dimensions



Dimensions	97.5*40*28mm
Tolerance	± 1mm
Weight	55 gm

Wiring Diagrams



Expected Lifetime

Lifetime	30,000 hours
Warranty	2 years

Logistics Data

Model No.	LS15IHIBLECCT40350F
Weight (gm)	55 gm