



**COLOSSUS<sup>TM</sup>**  
*Excellence inside*

**DATASHEET**

---

**SS22NHI72300W**



Version: 01



<https://colossusworld.com/>

\*Image is for viewing purpose. Technical Data not to be drawn from above image.

### Approval Markings:



### Product Description

- Constant Current Driver For Led Modules
- Input Voltage 240VAC
- High Efficiency >88%(@100% Load)
- Power Factor >0.98, THD<15%(@100% Load)
- Protection against Abnormal Operating Conditions Like Input Over Voltage Protection, Under Voltage Protection, Short Circuit Protection, Open Voltage Protection, Overload Protection.
- Surge Protection 4kV
- Nominal Life Time: 30,000 hours @  $t_c \leq t_{c \max}$

### Functions

- Application oriented operation for maximum compatibility

### Applications



Office



Shops



House

## Technical Data

### Mains Voltage Supply

Rated Voltage Range	240VAC
Rated Frequency	50/60 Hz
Max. Admissible Input Voltage Range(AC)	100-350VAC
Total Harmonic Distortion (THD)	≤15% (@Full Load)
Mains Voltage Withstanding Capacity	440VAC for 2hrs (with overvoltage shutdown)

### Output Data

#### Constant current

Output Current Tolerance	±5%
Max Starting Time	<1s

### Interface And Dimming Operation

Dimming Interface	None
-------------------	------

### Power Factor

240V(@ Full Load)	>0.98
-------------------	-------

### Efficiency(typ.)

Full Load	>88%
-----------	------

### Protections

Open Circuit	<110VDC
Output Short Circuit Operation	YES
Input Over Voltage Cutoff	NA
Input Under Voltage Cutoff	NA

### Connection Wires

Type	Solid or Stranded Wire
Wire Cross Section	0.5mm <sup>2</sup> - 1.5mm <sup>2</sup>
Wire Length	150mm (±15mm)

### Wire Lengths

Max. Wire Length To Led Module	<1m
--------------------------------	-----

### Protection

Surge	4kV
High Voltage	440V

### Temperatures (Operation)

Model No.	Ambient(ta)	Case (tc)
SS22NHI72300W	0°C... +50°C	Max + 85°C

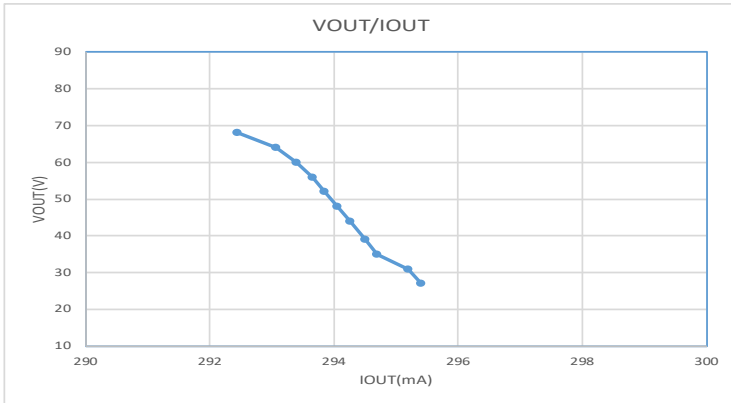
### Product Specifications

Model No.	Input Current (max)	Input Power (max)	THD	Power Factor	Efficiency	Output Current	Output Voltage	Output Power (max)
SS22NHI72300W	100mA	24W	<15%	>0.98	>88%	300mA	27-72V	22W

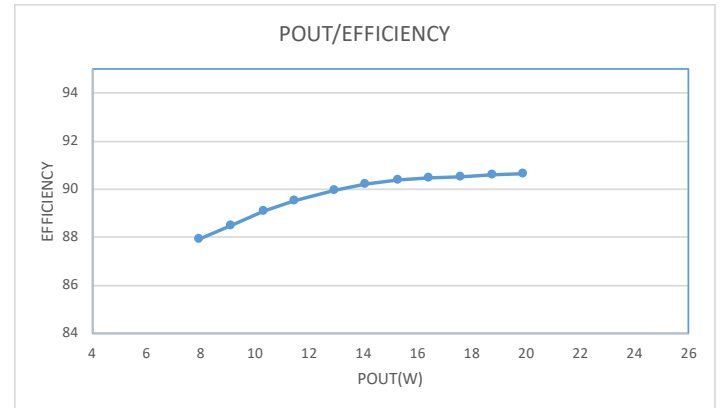
All specifications with 240 VAC are nominal operation and 100% load.

### Graphs

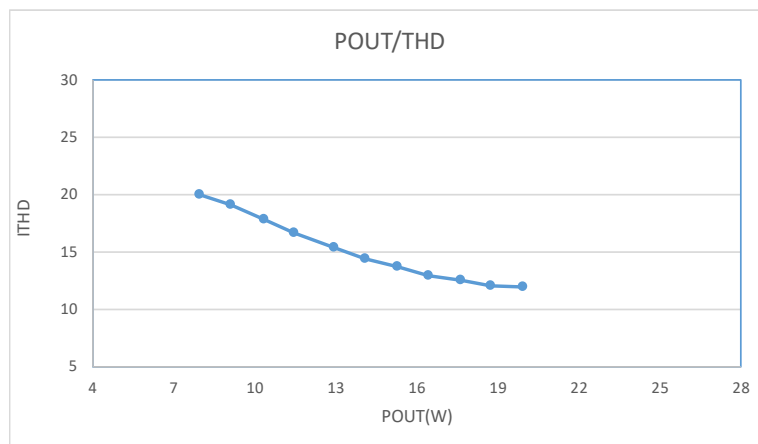
Operating Window



Efficiency Vs Output Power



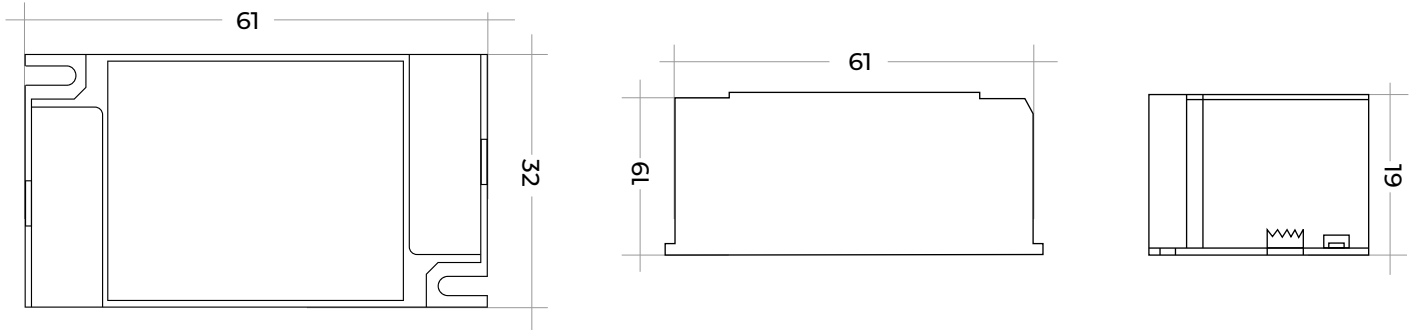
THD Vs Output Power



## Housing Properties

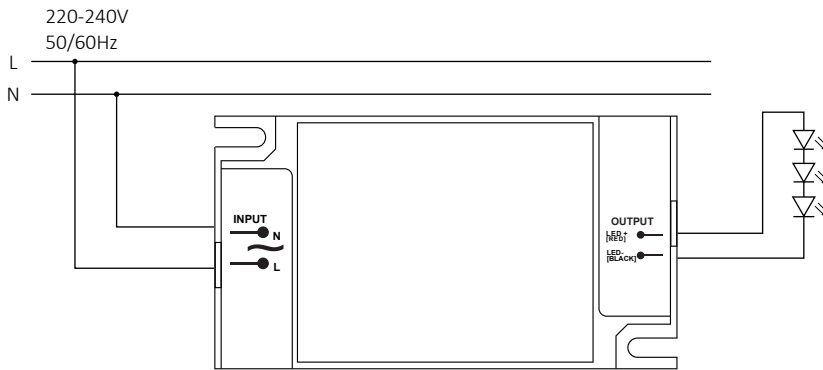
Degree of protection	IP20
Casing	Polycarbonate, White

## Housing Dimensions



Dimensions	61 x 32 x 19 mm
Tolerance	± 1mm
Weight	40 gm

## Wiring Diagrams



## Expected Lifetime

Lifetime	30,000 hours
Warranty	2 years

## Logistics Data

Model No.	SS22NHI72300W
Weight (gm)	40 gm