



# COLOSSUS<sup>TM</sup>

*Excellence inside*

**DATASHEET**

---

**SS08IHI40200W67**



Version: 01



<https://colossusworld.com/>

\*Image is for viewing purpose. Technical Data not to be drawn from above image.

### Approval Markings:



### Product Description

- Constant current driver for led modules
- Input voltage 240VAC
- High efficiency >83%(@100% Load)
- Power factor >0.98 (@100%Load)
- For use in combination with luminaries of protection class II.
- Protection against Abnormal Operating Conditions Like Overload Protection, Short Circuit Protection, Open Voltage Protection, Over Voltage Protection, Under Voltage Protection.
- Surge protection 4KV
- Nominal Life Time: 30,000 hours @  $t_c \leq t_{c\ max}$
- Driver is suitable for use in Dry & Damp locations

### Functions

- Application oriented operation for maximum compatibility

### Applications



## Technical Data

### Mains Voltage Supply

Rated Voltage Range	240VAC
Rated Frequency	50/60 Hz
Max. Admissible Input Voltage Range(AC)	175-265VAC
Total Harmonic Distortion (THD)	<10% (@Full Load)
Mains Voltage Withstanding Capacity	440VAC for 2hrs (with overvoltage shutdown)

### Output Data

#### Constant current

Output Current Tolerance	±5%
Max Starting Time	<1s

### Interface And Dimming Operation

Dimming Interface	None
-------------------	------

### Power Factor

240V(@ Full Load)	>0.98
-------------------	-------

### Efficiency(typ.)

Full Load	>83%
-----------	------

### Protections

Open Circuit	<50VDC
Output Short Circuit Operation	YES
Input Over Voltage Cutoff	300VAC ±10%
Input Under Voltage Cutoff	100VAC ±10%

### Connection Wires

Type	Solid or Stranded Wire
Wire Cross Section	0.75mm <sup>2</sup> - 1.5mm <sup>2</sup>
Wire Length	180mm (±15mm)

### Wire Lengths

Max. Wire Length To Led Module	<1m
--------------------------------	-----

### Protection

Surge	4kV
High Voltage	440V

### Temperatures (Operation)

Model No.	Ambient(ta)	Case (tc)
SS08IHI40200W67	0°C... +50°C	Max + 75°C

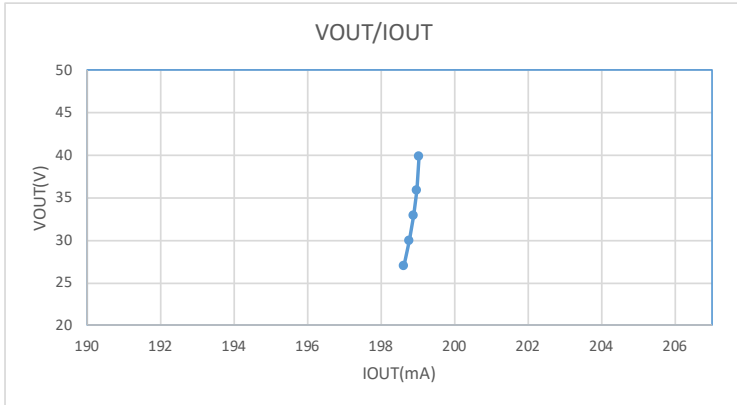
### Product Specifications

Model No.	Input Current (max)	Input Power (max)	THD	Power Factor	Efficiency	Output Current	Output Voltage	Output Power (max)
SS08IHI40200W67	45mA	10W	<10%	>0.98	>83%	200mA	27-40V	8W

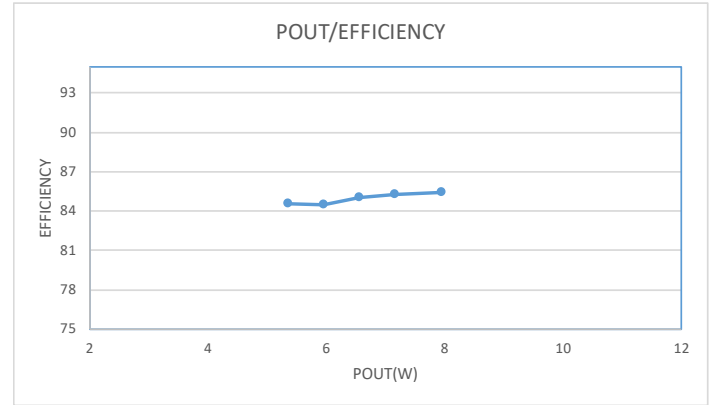
All specifications with 240 VAC are nominal operation and 100% load.

### Graphs

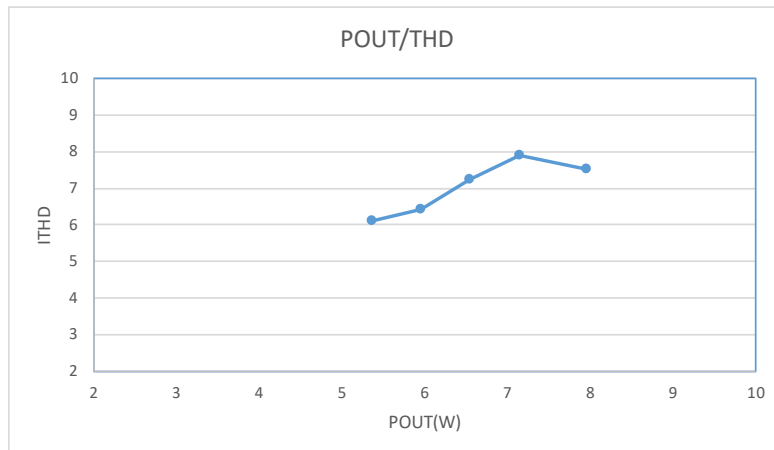
Operating Window



Efficiency Vs Output Power



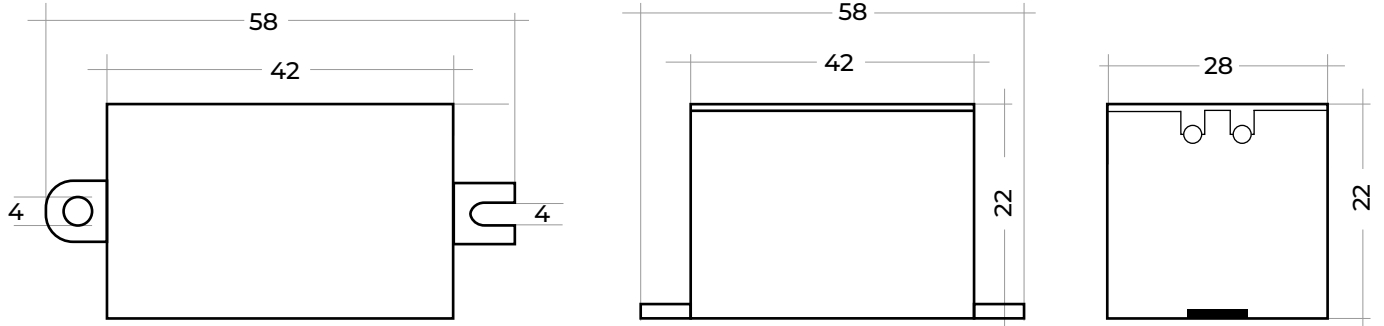
THD Vs Output Power



## Housing Properties

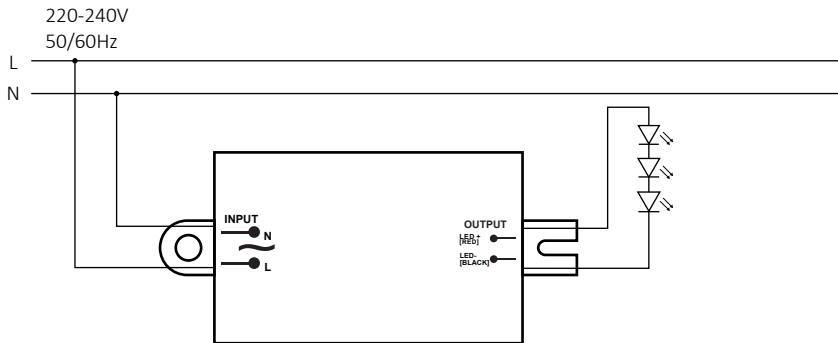
Degree of protection	IP67
Casing	Polycarbonate, White

## Housing Dimensions



<b>Dimensions</b>	58x28x22mm
<b>Tolerance</b>	± 1mm
<b>Weight</b>	45 gm

## Wiring Diagrams



## Expected Lifetime

<b>Lifetime</b>	30,000 hours
<b>Warranty</b>	3 years

## Logistics Data

<b>Model No.</b>	SS08IH140200W67
<b>Weight (gm)</b>	45 gm