



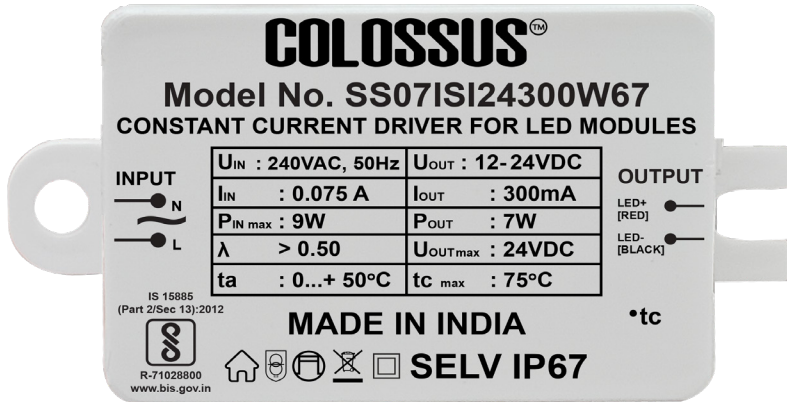
COLOSSUSTM
Excellence inside

DATASHEET

SS07ISI24300W67



Version: 01



<https://colossusworld.com/>

*Image is for viewing purpose. Technical Data not to be drawn from above image.

Approval Markings:



Product Description

- Constant current driver for led modules
- Input voltage 240VAC
- High efficiency >82%(@100% Load)
- Power factor >0.50 (@100%Load)
- For use in combination with luminaries of protection class II.
- Protection against Abnormal Operating Conditions Like Short Circuit Protection, Open Voltage Protection.
- Surge protection 2.5KV
- Nominal Life Time: 30,000 hours @ $t_c \leq t_{c_{max}}$
- Driver is suitable for use in Dry & Damp locations

Functions

- Application oriented operation for maximum compatibility

Applications



Technical Data

Mains Voltage Supply

Rated Voltage Range	240VAC
Rated Frequency	50/60 Hz
Max. Admissible Input Voltage Range(AC)	175-265VAC
Mains Voltage Withstanding Capacity	300VAC for 2hrs

Output Data

Constant current

Output Current Tolerance	±5%
Max Starting Time	<1s

Interface And Dimming Operation

Dimming Interface	None
-------------------	------

Power Factor

240V(@ Full Load)	>0.50
-------------------	-------

Efficiency(typ.)

Full Load	>82%
-----------	------

Protections

Open Circuit	<35VDC
Output Short Circuit Operation	YES
Input Over Voltage Cutoff	NA

Connection Wires

Type	Solid or Stranded Wire
Wire Cross Section	0.75mm ² - 1.5mm ²
Wire Length	180mm (±10mm)

Wire Lengths

Max. Wire Length To Led Module	<1m
--------------------------------	-----

Protection

Surge	2.5kV
High Voltage	300V

Temperatures (Operation)

Model No.	Ambient(ta)	Case (tc)
SS07IS124300W67	0°C... +50°C	Max + 75°C

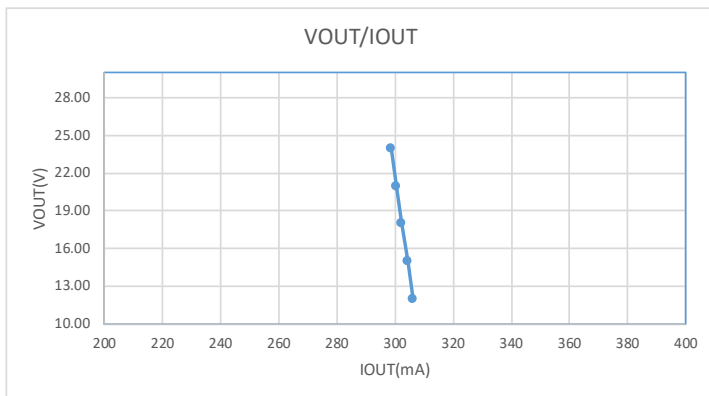
Product Specifications

Model No.	Input Current (max)	Input Power (max)	THD	Power Factor	Efficiency	Output Current	Output Voltage	Output Power (max)
SS07IS124300W67	75mA	9W	NA	>0.50	>82%	300mA	12-24V	7W

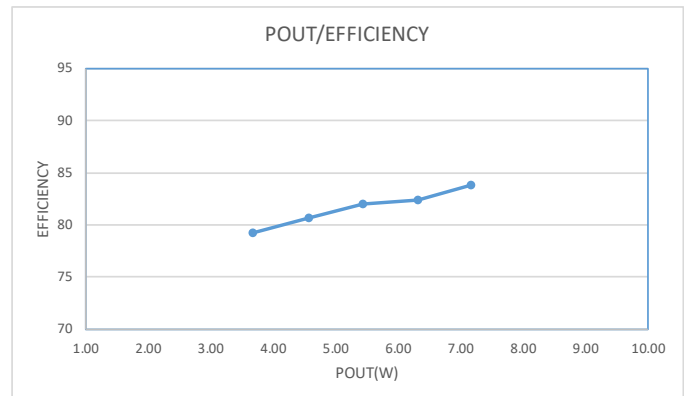
All specifications with 240 VAC are nominal operation and 100% load.

Graphs

Operating Window



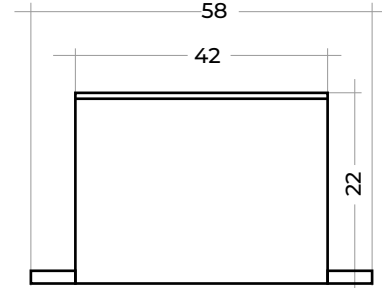
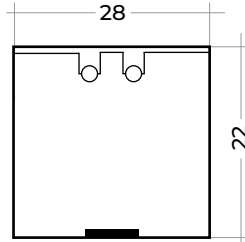
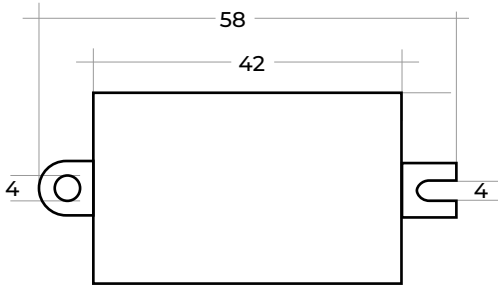
Efficiency Vs Output Power



Housing Properties

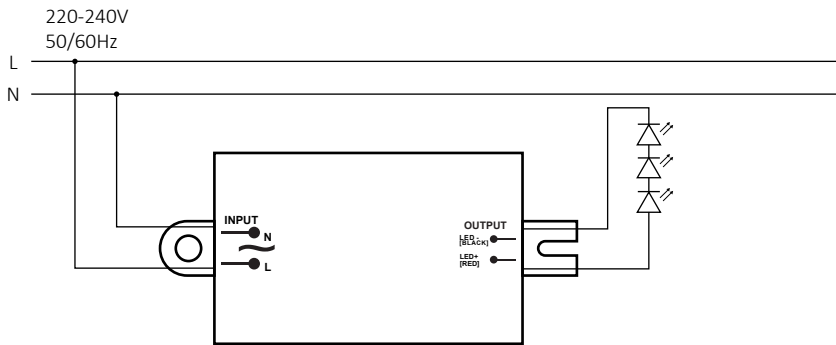
Degree of protection	IP67
Casing	Polycarbonate, White

Housing Dimensions



Dimensions	58x28x22mm
Tolerance	± 1mm
Weight	30 gm

Wiring Diagrams



Expected Lifetime

Lifetime	30,000 hours
Warranty	2 years

Logistics Data

Model No.	SS07IS124300W67
Weight (gm)	30 gm